

Ditta

Ordinazione

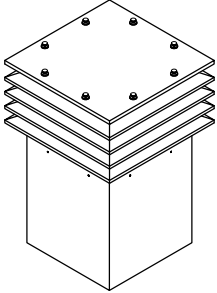
Richiesta

Tel / fax

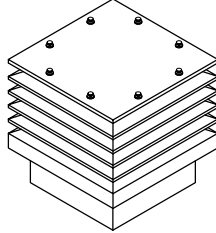
Comm .

Termine

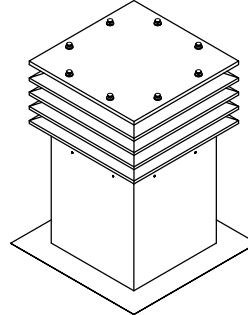
CE con canale



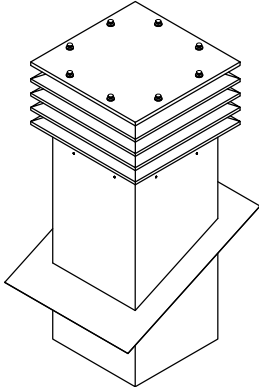
CET con imbuto finale



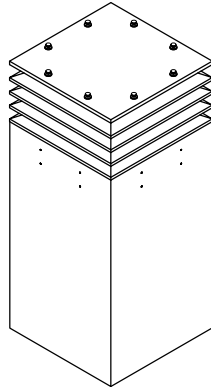
CE-F con lastra per tetto piano



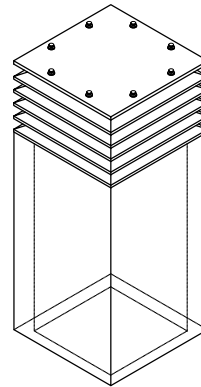
CE-S con lastra per tetto con pendenza



CEA con canale esterno



CEID doppia parete con isolamento 50 mm



Rame
Inox
Cu Ti Zinco
Alluminio
Uginox FTE

Lunghezza		Ampiezza		Tipo de tegola
x				
P. Z.				Pendenza
Telaio MM	20	30	Livello (didietro) del canale	

N
o
t
a

